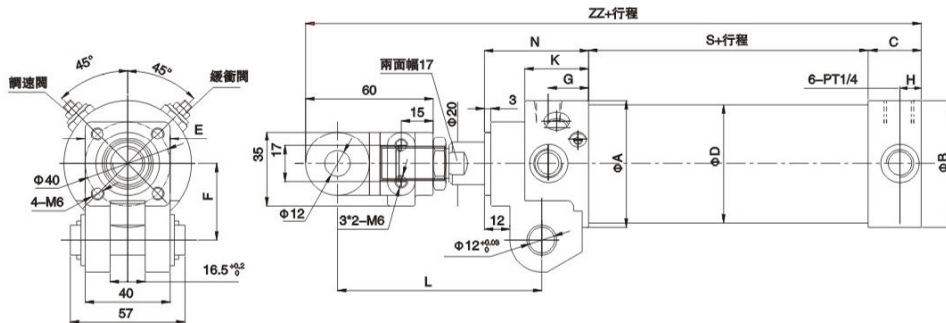


CTK系列

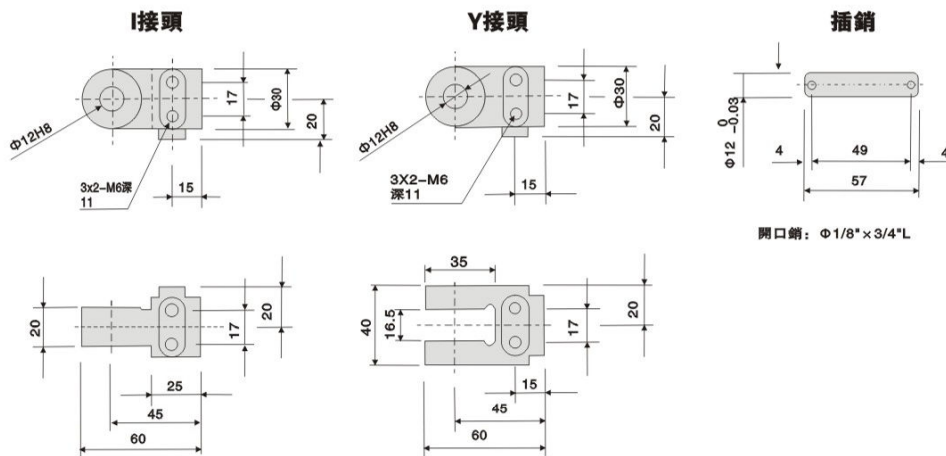
Dimensional features 外形尺寸圖



Dimension table 外形尺寸表

缸徑	代號	ΦA	ΦB	ΦD	C	E	F	G	H	K	N	L	S	ZZ
40		48	47	47	25	36	36	19	10	29	48	97	46	205
50		60	58	58	25	40	36	19	10	29	48	97	46	205
63		74	72	69	25	50	36	19	10	29	48	97	46	205

接頭配件



Trolley Series 展示架特性

The clamp trolley is mostly used in the shop floor area due to its high stability and steel construction. It takes up only 60x90cm floor space.

The clamp trolley is used as a sales display, and also as a tooling stand in a workshop.

展示架材質為高穩定性的鋼骨，可用於銷售展示夾鉗，僅需占60X90公分的買場地板空間。本展示架亦可使用於工作場所，當作夾鉗工作車使用。



Specifications 特性資料

MODEL	WidthxDepthxHeight (mm)	Caster (mm)	Weight (kg)	Pack (pcs)
品名	寬x深x高	網骨	重量	包裝
DP1	800x575x1560	75x32	39	1
DP2	600x575x1400	75x32	35	1

General Purpose Clamp PIVOT HANDLE 通用夾鉗 好用型

Features 產品特性

The Pivot Handle increases the clamping pressure and allows faster clamping in restricted working areas.

The Pivot Handle is made of P.P. material.

The clamping pressure is measured at the span of 150mm.

Extra P.P pads can be ordered together with the Pivot Handle Clamp or separately as accessories.

通用型夾鉗適用於各種行業與工作環境，包含木工、鐵工、人造石...等各領域，可按照作業需求選擇合適之規格尺寸與手柄。

本款好用型夾鉗之特色在於手柄可彎曲、旋轉，可增加施力便利性，且可在受限制的空間裏使用。

變色手柄採用軟 (TPV) 硬 (PP) 二種塑料搭配，握感極佳且可增加止滑力。


塑膠護套 (P.P.PAD) 可供選配。使用護套可避免夾持時傷害木制品表面。(限27.0mm型鋼以下)

Deep Series 長喉深系列



Specifications 特性資料

MODEL 品名	Span x Depth mm 跨距x喉深	Rail mm 型鋼	Weight kg 重量	Pressure kg 夾持力	Pack pcs 包裝
REG40C	400x175	27.0x13.0	2.70	700	10
REG60C	600x175		3.19		
REG80C	800x175		3.68		
REG100C	1000x175	30.0x15.0	4.17	800	6
RD30T20	300x200		3.21		
RD40T20	400x200		3.53		
RD50T20	500x200	3.85	800	6	
RD60T20	600x200	4.15			
RD80T20	800x200	4.78			
RD100T20	1000x200	30.0x15.0	5.41	700	4
RD40T25	400x250		3.76		
RD50T25	500x250		4.07		
RD60T25	600x250	4.39	700	6	
RD80T25	800x250	5.02			
RD100T25	1000x250	5.66			



Standard Series 標準喉深系列



Specifications 特性資料

MODEL 品名	Span x Depth mm 跨距x喉深	Rail mm 型鋼	Weight kg 重量	Pressure kg 夾持力	Pack pcs 包裝
REG16C	160x80	16.0x7.5	0.59	300	10
REG20C8	200x80		0.62		
REG25C8	250x80		0.67		
REG30C8	300x80	19.5x9.5	0.71	450	10
REG40C8	400x80		0.79		
REG20C	200x100		0.98		
REG25C10	250x100	1.04	450	10	
REG30C10	300x100	1.10			
REG40C10	400x100	1.23			
REG50C10	500x100	22.0x10.5	1.36	550	10
REG25C	250x120		1.33		
REG30C12	300x120		1.41		
REG40C12	400x120	22.0x10.5	1.57	550	10
REG50C12	500x120		1.74		
REG60C12	600x120		1.90		
REG80C12	800x120	25.0x12.0	2.23	670	10
REG100C12	1000x120		2.55		
REG30C	300x140		1.98		
REG30C	300x120	25.0x12.0	1.91	750	10
REG40C	400x120		2.04		
REG50C	500x120		2.25		
REG60C	600x120	27.0x13.0	2.46	1000	6
REG80C	800x120		3.40		
REG100C	1000x120		3.88		
REG125C	1250x120	27.0x13.0	4.50	1000	4
REG150C	1500x120		5.11		

General Purpose Clamp T-HANDLE 通用夾鉗 T型鐵柄

Features 產品特性

The round ends of T-Handle are easy and good for reinforced clamping by transfer tools.

The clamping pressure is measured at the span of 150mm.

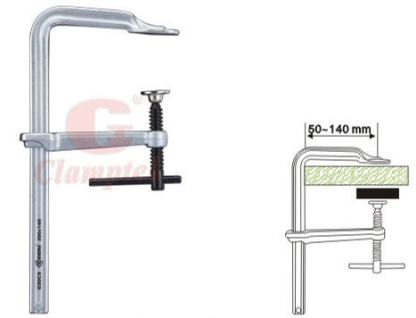
Extra P.P. Pads can be ordered together with the clamp or pads separately as accessories.

T型鐵柄有利於扭轉施力，且有必要時可使用其他輔助工具以幫助施力。

T型鐵柄最為堅固耐用，適用於各種不同工作環境。

塑膠護套 (P.P.PAD) 可供選配。使用護套可避免夾持時傷害木制品表面。(限27.0mm型鋼以下)

Standard Series 標準喉深系列



Specifications 特性資料

MODEL 品名	Span x Depth mm 跨距x喉深	Rail mm 型鋼	Weight kg 重量	Pressure kg 夾持力	Pack pcs 包裝
G10CS	100x50	11.5x5.7	0.19	220	10
G20CS5	200x50		0.23		
G25CS5	250x50		0.26		
G30CS5	300x50	13.5x6.5	0.28	270	10
G12CS	120x60		0.28		
G20CS6	200x60		0.33		
G25CS6	250x60	16.0x7.5	0.37	300	10
G30CS6	300x60		0.40		
G16CS	160x80		0.50		
G20CS8	200x80	16.0x7.5	0.53	300	10
G25CS8	250x80		0.57		
G30CS8	300x80		0.62		
G40CS8	400x80	19.5x9.5	0.70	450	10
G20CS	200x100		0.88		
G25CS10	250x100		0.94		
G30CS10	300x100	22.0x10.5	1.00	550	10
G40CS10	400x100		1.13		
G50CS10	500x100		1.26		
G25CS	250x120	22.0x10.5	1.23	550	10
G30CS12	300x120		1.32		
G40CS12	400x120		1.48		
G50CS12	500x120	25.0x12.0	1.65	670	10
G60CS12	600x120		1.80		
G80CS12	800x120		2.13		
G100CS12	1000x120	25.0x12.0	2.45	670	10
G30CS	300x140		1.85		
SG30CS	300x120		1.76		
SG40CS	400x120	25.0x12.0	1.97	750	10
SG50CS	500x120		2.18		
SG60CS	600x120		2.39		
SG80CS	800x120	27.0x13.0	3.27	1000	6
SG100CS	1000x120		3.75		
SG125CS	1250x120		4.38		
SG150CS	1500x120	27.0x13.0	4.90	1000	4



Specifications 特性資料

MODEL 品名	Span x Depth mm 跨距x喉深	Rail mm 型鋼	Weight kg 重量	Pressure kg 夾持力	Pack pcs 包裝
GSE20	200x120	30.0x15.0	2.30	1200	10
GSE25	250x120		2.52		
GSE30	300x120		2.73		
GSE40	400x120		3.08		
GSE50	500x120		3.30		
GSE60	600x120		3.77		
GSE80	800x120	6	4.27		
GSE100	1000x120		4.88		
GSE125	1250x120		5.67		
GSE150	1500x120	6.47			

Deep Series 長喉深系列



Specifications 特性資料

MODEL 品名	Span x Depth mm 跨距x喉深	Rail mm 型鋼	Weight kg 重量	Pressure kg 夾持力	Pack pcs 包裝
G40CS	400x175	27.0x13.0	2.57	700	10
G60CS	600x175		3.06		
G80CS	800x175		3.55		
G100CS	1000x175	30.0x15.0	4.03	800	6
SD30T20	300x200		2.97		
SD40T20	400x200		3.28		
SD50T20	500x200	30.0x15.0	3.60	800	6
SD60T20	600x200		3.92		
SD80T20	800x200		4.56		
SD100T20	1000x200	30.0x15.0	5.20	700	4
SD40T25	400x250		3.55		
SD50T25	500x250		3.87		
SD60T25	600x250	30.0x15.0	4.19	700	6
SD80T25	800x250		4.82		
SD100T25	1000x250		5.46		

Features 產品特性

The wooden handle is made of Oak
The clamping pressure is measured at the span of 150mm.
Extra P.P.pads can be ordered together with the clamp or separately as accessories.
通用型夾鉗的木柄採用橡木原木，外層則是紅色烤漆。木柄有其特有握感，為使用最久、最廣之傳統工具。
雙色手柄採用軟（TPV）硬（PP）二種塑料搭配，握感極佳且可增加止滑力，更有利於施力。
塑膠護套（P.P.PAD）可供選配。使用護套可避免夾持時傷害木制物品表面。（限27.0mm型鋼以下）

Standard Series 標準喉深系列



Specifications 特性資料

MODEL 品名	Span x Depth mm 跨距x喉深	Rail mm 型鋼	Weight kg 單重	Pressure kg 夾持力	Pack pcs 包裝
G10C	100x50	11.5x5.7	0.18	220	10
G20C5	200x50		0.22		
G25C5	250x50		0.25		
G30C5	300x50		0.27		
G12C	120x60		0.30		
G20C6	200x60	13.5x6.5	0.35	270	10
G25C6	250x60		0.38		
G30C6	300x60		0.41		
G16C	160x80	16.0x7.5	0.50	300	10
G20C8	200x80		0.54		
G25C8	250x80		0.58		
G30C8	300x80		0.63		
G40C8	400x80		0.70		
G20C	200x100	19.5x9.5	0.88	450	10
G25C10	250x100		0.94		
G30C10	300x100		1.00		
G40C10	400x100		1.13		
G50C10	500x100		1.26		
G25C	250x120	22.0x10.5	1.23	550	10
G30C12	300x120		1.31		
G40C12	400x120		1.47		
G50C12	500x120		1.63		
G60C12	600x120		1.79		
G80C12	800x120	25.0x12.0	2.13	670	10
G100C12	1000x120		2.57		
G30C	300x140		1.85		
SG30C	300x120	25.0x12.0	1.78	750	10
SG40C	400x120		1.97		
SG50C	500x120		2.18		
SG60C	600x120		2.39		
SG80C	800x120		3.27		
SG100C	1000x120	27.0x13.0	3.75	1000	6
SG125C	1250x120		4.35		
SG150C	1500x120		4.98		




Deep Series 長喉深系列



Specifications 特性資料

MODEL 品名	Span x Depth mm 跨距x喉深	Rail mm 型鋼	Weight kg 單重	Pressure kg 夾持力	Pack pcs 包裝
G40C	400x175	27.0x13.0	2.57	700	10
G60C	600x175		3.06		
G80C	800x175		3.55		
G100C	1000x175		4.03		
WD30T20	300x200		3.06		
WD40T20	400x200	30.0x15.0	3.38	800	6
WD50T20	500x200		3.70		
WD60T20	600x200		4.02		
WD80T20	800x200		4.65		
WD100T20	1000x200		5.28		
WD40T25	400x250	30.0x15.0	3.61	700	6
WD50T25	500x250		3.92		
WD60T25	600x250		4.24		
WD80T25	800x250		4.87		
WD100T25	1000x250		5.51		

*Plastic Handle Standard Series Item No.:
*塑膠柄之品名編號，可依下列方式對照，所需的產品編號：
G10 C → P-NA10-5P
*Plastic Handle Deep Series Item No.:
W D30T2040 → P-PD30T2040



Features 產品特性

For high pressure, fast action clamping purpose.
Ratchet type lever prevents overloading and resists vibration.
The clamping pressure is measured at the span of 150mm.
LH Series: Clamping in restricted areas is workable.
速捷型夾鉗之藍色烤漆手把為鋅合金。棘輪式設計，可在最短時間夾緊、松放，節省人工成本，增加工作效率。



Easy to use
使用快速、便捷。

Lseries 速捷型系列



Specifications 特性資料

MODEL 品名	Span x Depth mm 跨距x喉深	Rail mm 型鋼	Weight kg 單重	Pressure kg 夾持力	Pack pcs 包裝
G12L	120x60	13.5x6.5	0.53	160	10
G16L	160x80		0.67		
G20L8	200x80		0.70		
G25L8	250x80	16.0x7.5	0.75	300	10
G30L8	300x80		0.83		
G40L8	400x80		0.92		
G20L	200x100		1.13		
G25L10	250x100		1.24		
G30L10	300x100	19.5x9.5	1.25	350	10
G40L10	400x100		1.37		
G50L10	500x100		1.50		
G25L	250x120		1.50		
G30L12	300x120		1.58		
G40L12	400x120	22.0x10.5	1.76	400	10
G50L12	500x120		1.90		
G60L12	600x120		2.07		
G30L	300x140		2.26		
G40L14	400x140		2.50		
G50L14	500x140	25.0x12.0	2.72	500	10
G60L14	600x140		2.92		
G40L	400x120		2.40		
G50L	500x120	25.5x12.0	2.62	550	10
G60L	600x120		2.83		
G80L	800x120		3.64		
G100L	1000x120	27.0x13.0	4.22	600	6

Features 產品特性

Three replaceable clamping pads are available and can be quickly replaced. Hexagon design of the screws' end is good for reinforced clamping. The clamping pressure is measured at the span of 150mm.

本系列夾鉗使用於鑄工、鋼構、焊接、鑄造、機械等，特別需要強力夾持力之作業。



因應不同夾持力之需求，本系列產品可提供最高2200kg之夾持力。

27型鋼以上之產品其T柄與六角尾端皆可透過其他平面壓蓋，可因物品表面形狀不同搭配不同需求之壓蓋使用。

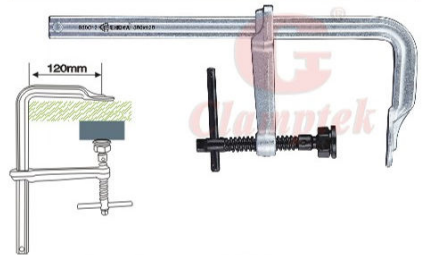


Easy replacement step. The standard accessory is P-Pad. The V-Pad and R-Pad are optional.

共有三種壓蓋，預附平面壓蓋 (P-PAD) 另兩種為選購，R-PAD增加摩擦力，V-PAD適合圓弧表面。



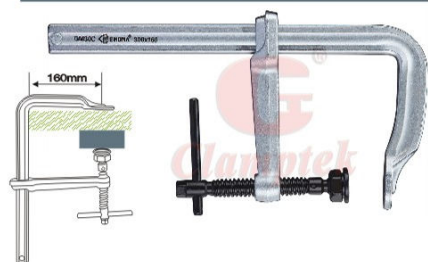
S-C12 Series 重型夾鉗 27型系列



Specifications 特性資料

MODEL 品名	Span x Depth mm 跨距x深度	Rail mm 型號	Weight kg 重量	Pressure kg 夾持力	Pack pcs 包裝
S20C	200x100	19.5x9.5	1	450	10
S25C	250x120	22.0x10.5	1.3	550	
S30C	300x140	25.0x12.0	1.97	670	
S40C	400x120	25.0x12.0	2.08	750	
S50C	500x120		2.3		
S60C	600x120	2.5	1000		
S20C12	200x120	27.0x13.0		1.87	
S25C12	250x120	2.09			
S30C12	300x120	2.21			
S40C12	400x120	2.45			
S50C12	500x120	2.71			
S60C12	600x120	2.96			

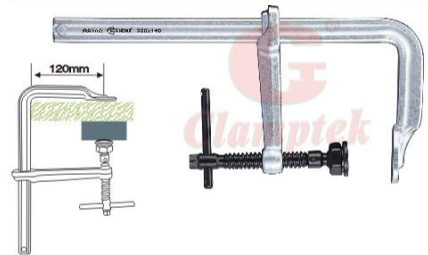
GM Series 重型夾鉗 36型系列



Specifications 特性資料

MODEL 品名	Span x Depth mm 跨距x深度	Rail mm 型號	Weight kg 重量	Pressure kg 夾持力	Pack pcs 包裝
GM30C	300x160	36.0x18.0	4.28	1800	4
GM40C	400x160		4.70		
GM50C	500x160		5.15		
GM60C	600x160		5.60		
GM80C	800x160		6.50		
GM100C	1000x160		7.40		
GM125C	1250x160	8.30	2		
GM150C	1500x160	9.20			

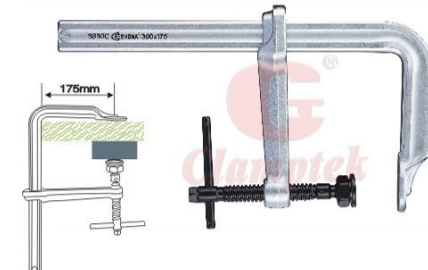
GS Series 重型夾鉗 30型系列



Specifications 特性資料

MODEL 品名	Span x Depth mm 跨距x深度	Rail mm 型號	Weight kg 重量	Pressure kg 夾持力	Pack pcs 包裝
GS25C	250x120	30.0x15.0	2.76	1200	10
GS30C	300x140		2.96		10
GS40C	400x120		3.20		6
GS50C	500x140		3.66		6
GS60C	600x120		3.87		6
GS80C	800x140		4.62		6
GS100C	1000x120		5.15		4
GS125C	1250x120		5.94		4
GS150C	1500x120		6.65		4

SS Series 重型夾鉗 40型系列



Specifications 特性資料

MODEL 品名	Span x Depth mm 跨距x深度	Rail mm 型號	Weight kg 重量	Pressure kg 夾持力	Pack pcs 包裝
SS30C	300x175	40.0x20.0	5.50	2200	4
SS40C	400x175		6.06		
SS50C	500x175		6.92		
SS60C	600x175		7.18		
SS80C	800x175		8.30		
SS100C	1000x175		9.43		
SS125C	1250x175	10.83	2		
SS150C	1500x175	12.05			

Features 產品特性

Textured surface make secure clamping. Hexagon design of the screws' end is good to reinforce clamping. The clamping pressure is measured at the span of 150mm.

虎齒系列的真頭與壓蓋皆有槽紋設計，可增加夾持之摩擦力。

27型鋼以上之產品其T柄與六角尾端皆可透過其他工具輔助，便於加強施力。



Features 產品特性

The special curve design maximizes the efficiency of the throat depth. The clamping pressure is measured at the span of 150mm. 本身頂端根據力學，彎曲設計使夾持力倍增，背該造型可增加夾持之彈性空間。

27型鋼以上之產品其T柄與六角尾端皆可透過其他工具輔助，便於加強施力更換壓蓋後可適用於圓弧表面之固定物。



Easy replacement step. The standard accessory is P-Pad. The V-Pad and R-Pad are optional.

共有三種壓蓋，預附平面壓蓋 (P-PAD)。另兩種為選購，R-PAD增加摩擦，V-PAD適合圓弧表面。



SP Series 強力夾鉗 虎齒系列



Specifications 特性資料

MODEL 品名	Span x Depth mm 跨距x深度	Rail mm 型號	Weight kg 重量	Pressure kg 夾持力	Pack pcs 包裝		
S15C6	150x60	19.5x9.5	0.72	600	10		
S20C8	200x80	22.0x10.5	1.10	700	10		
S20C10	200x100	25.0x12.0	1.50	800	10		
S25C10	250x100		1.61				
S30C10	300x100		1.72				
SP20C8	200x80	27.0x13.0	1.64	1100	10		
SP25C8	250x80		1.76				
SP30C8	300x80		1.88				
SP25C10	250x100		2.51			10	
SP40C10	400x100		2.98				
SP60C10	600x100		3.62			6	
SP30C12	300x120		4.63				
SP50C12	500x120		5.77			2800	4
SP100C12	1000x120		8.55				

MS Series 強力夾鉗 拱型系列



Specifications 特性資料

MODEL 品名	Span x Depth mm 跨距x深度	Rail mm 型號	Weight kg 重量	Pressure kg 夾持力	Pack pcs 包裝		
M15C6	150x60	19.5x9.5	0.88	650	10		
M20C8	200x80	22.0x10.5	1.22	850	10		
M25C10	250x100	25.0x12.0	1.81	900	10		
MS15C8	150x80	27.0x13.0	1.74	1200	10		
MS25C8	250x80		1.98				
MS20C10	200x100	30.0x15.0	2.56	1500	6		
MS30C10	300x100		2.88				
MS15C12	150x120		4.25			2800	2
MS25C12	250x120		4.81				
MS35C12	350x120		5.37				
MS50C12	500x120		6.25				

Features 產品特性

The U-term design makes it handy in clamping H beam for welding.
Easy to operate and applicable to all types of H beam.
The clamping pressure is measured at the span of 150mm.
本系列產品可克服（適用於）H型鋼、U型鋼、或者凹槽之固定（夾持）需求，多使用於鐵工、鋼構、焊接、造船、建築等。




Multiple Series 多功能壓蓋型系列



Use hexagon socket wrench to strengthen for applying force
使用內六角扳手加強施力



Easy replacement step.
The standard accessory is P-pad.
The v-Pad and R-Pad are optional.
共有三種壓蓋，預附平面壓蓋（P-PAD）另兩種為選購，R-PAD 增加摩擦，V-PAD 適合圓弧表面。



Lever Series H夾鉗 速捷型系列

Ratchet type lever prevents overloading and resists vibration.
For high pressure, fast action clamping purpose.
藍色烤漆手把為鋅合金，棘輪式設計，可在最短時間夾緊，鬆放，節省人工成本，增加工作效率。



Easy to use
使用快速、便捷。

Unchangeable Series H夾鉗簡易壓蓋型系列



Specifications 特性資料

MODEL 品名	Span x Depth A x B mm 跨距x喉深	U-Turn C mm	Overlap Height D mm	Rail mm 型鋼	Weight kg 重量	Pressure kg 夾持力	Pack pcs 包裝
H25U6S	250x120	60	90	22.0x10.5	1.50	550	10
H30U10S	300x140	100	100	25.0x12.0	2.35	650	10
H30U11S	300x140	110	115	30.0x15.0	3.38	1100	6
H50U11S	500x140				4.02		
H30U15S	300x175				6.80		
H40U15S	400x175	150	130	40.0x20.0	7.38	2200	2
H50U15S	500x175				7.94		

Multiple Series H夾鉗 多功能壓蓋型系列



Specifications 特性資料

MODEL 品名	Span x Depth A x B mm 跨距x喉深	U-Turn C mm	Overlap Height D mm	Rail mm 型鋼	Weight kg 重量	Pressure kg 夾持力	Pack pcs 包裝
H25U6	250x120	60	90	22.0x10.5	1.58	550	10
H30U10	300x140	100	100	25.0x12.0	2.46	650	10
H30U11	300x140	110	115	30.0x15.0	3.67	1100	6
H50U11	500x140				4.28		
H30U15	300x175				7.20		
H40U15	400x175	150	130	40.0x20.0	7.72	2200	2
H50U15	500x175				8.28		

Lever Series H夾鉗 速捷型系列



Specifications 特性資料

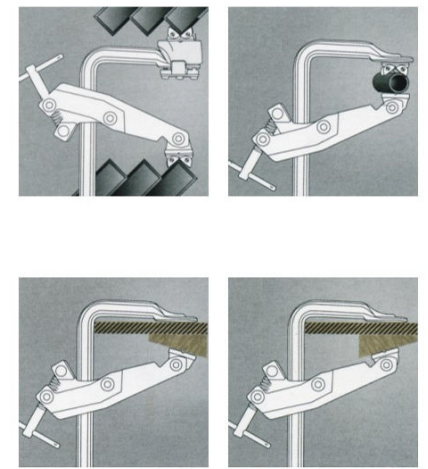
MODEL 品名	Span x Depth mm 跨距x喉深	U-Turn C mm	Overlap Height D mm	Rail mm 型鋼	Weight kg 重量	Pressure kg 夾持力	Pack pcs 包裝
H25U6L	250x120	60	10	22.0x10.5	1.78	400	10
H30U10L	300x140	100	12	25.0x12.0	2.80	500	10

Features 產品特性

It is specifically designed for clamping inward and outward to meet various clamping applications.
Simply changing the slide-in direction of the sliding arm can shift such clamping direction.
The cantilever helps to obtain maximum clamping pressure with minimum tightening force.
The clamping pressure is measured at the span of 150mm.
The clamping block of CTD and CTV are optional accessories.
懸臂型夾鉗能夾緊不同形狀的物件，適用範圍廣。
在夾緊的過程中，只需要改變滑動臂方向，就可以改變夾緊力方向。
懸臂有助於獲得最大夾持力和最大緊縮力。
夾持力是在寬變為150mm時測式的結果。
有CTD、CTV、不同形裝狀的夾緊塊配件供選用。

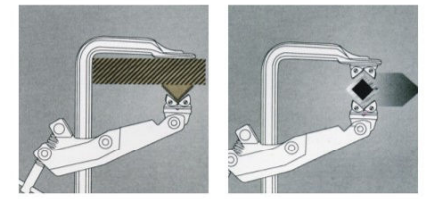


Cantilever Series 懸臂式夾鉗系列



Specifications 特性資料

MODEL 品名	Span x Depth mm 跨距x喉深	Rail mm 型鋼	Weight kg 重量	Pressure kg 夾持力	Pack pcs 包裝
CTL-15	150x80		1.36		
CTL-20	200x80		1.44		
CTL-50	500x80	22.0x10.5	1.93	600	10
CTL-80	800x80		2.42		
CTL-30	300x100		2.72		
CTL-60	600x100	27.0x13.0	3.46	700	6
CTL-100	1000x100		4.41		
CTL-30-14	300x140		2.90		
CTL-60-14	600x140	27.0x13.0	3.67	600	6
CTL-100-14	1000x140		4.65		



Flat Bar Screw Clamp WOODEN-HANDLE 木手柄扁條螺絲鉗

Features 產品特性

Steel material enhances ultimate tension. It is a well-designed and practical tool with sliding arm made of nodular graphite cast iron.
 The clamping pressure is measured at the span of 150mm.
 Extra P.P. pads can be ordered together with the clamp or separately as accessories.
 此產品是一種設計良好的實用工具，鋼材的性能達到了極限，滑動臂油球墨鑄鐵製成。
 夾持力是在寬度為150mm時測試結果。
 夾緊墊可以和F型鉗一起訂購，也可單獨訂購。



Standard Series 標準喉深系列



Specifications 特性資料

MODEL 品名	Span x Depth mm 跨距x喉深	Rail mm 型鋼	Weight kg 單重	Pressure kg 夾持力	Pack pcs 包裝
WA1016	180x80	25.0x6.0	0.72	330	10
WA1020	200x80		0.76		
WA1025	250x80		0.82		
WA1030	300x80		0.87		
WA1040	400x80		0.99		
WA1050	500x80		1.10		
WA1060	600x80		1.23		
WB2020	200x100		1.19		
WB2025	250x100		1.33		
WB2030	300x100		1.37		
WB2040	400x100	1.55	400	10	
WB2050	500x100	1.72			
WB2060	600x100	1.89			
WB2080	800x100	2.28			
WB3025	250x120	1.49			
WB3030	300x120	1.58			
WB3040	400x120	1.70			
WB3050	500x120	1.94			
WB3060	600x120	2.12			
WB3080	800x120	2.48			360
WB3100	1000x120	2.84			
WC3040	400x120	2.29			
WC3050	500x120	2.39			
WC3060	600x120	2.76			
WC3080	800x120	3.24			
WC3100	1000x120	3.64			
WC3120	1200x120	4.18			
WC3150	1500x120	4.78			
WC4030	300x140	2.15			
WC4040	400x140	2.39			
WC4050	500x140	2.62			
WC4060	600x140	2.86			
WC4080	800x140	3.34			
WC4100	1000x140	3.80			
WD3040	400x120	2.65			
WD3050	500x120	2.95			
WD3060	600x120	3.22			
WD3080	800x120	3.80			
WD3100	1000x120	4.38			
WD3125	1250x120	5.08			
WD3150	1500x120	5.80			

Deep Series 長喉深系列



Specifications 特性資料

MODEL 品名	Span x Depth mm 跨距x喉深	Rail mm 型鋼	Weight kg 單重	Pressure kg 夾持力	Pack pcs 包裝
WC5040	400x175	35.0x9.0	2.56	360	10
WC5050	500x175		2.80		
WC5060	600x175		3.03		
WC5080	800x175		3.50		
WC5100	1000x175		3.98		
WD6030	300x200		2.80		
WD6040	400x200		3.10		
WD6050	500x200		3.40		
WD6060	600x200		3.60		
WD6080	800x200		4.20		
WD6100	1000x200	4.80			
WD7040	400x250	3.30			
WD7050	500x250	3.60			
WD7060	600x250	3.96			
WD7080	800x250	4.50			
WD7100	1000x250	5.00			

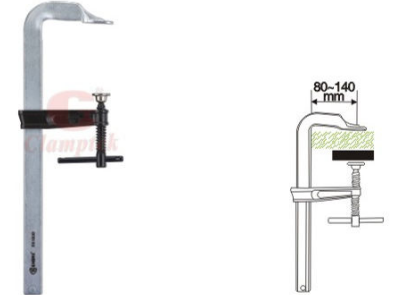
Flat Bar Screw Clamp T-HANDLE T型手柄扁條螺絲鉗

Features 產品特性

Steel material enhances ultimate tension. It is a well-designed and practical tool with sliding arm made of nodular graphite cast iron.
 The clamping pressure is measured at the span of 150mm.
 Extra P.P. pads can be ordered together with the clamp or separately as accessories.
 此產品是一種設計良好的實用工具，鋼材的性能達到了極限，滑動臂油球墨鑄鐵製成。
 夾持力是在寬度為150mm時測試結果。
 夾緊墊可以和F型鉗一起訂購，也可單獨訂購。



Standard Series 標準喉深系列



Specifications 特性資料

MODEL 品名	Span x Depth mm 跨距x喉深	Rail mm 型鋼	Weight kg 單重	Pressure kg 夾持力	Pack pcs 包裝
FA1016	160x80	25.0x6.0	0.72	330	10
FA1020	200x80		0.76		
FA1025	250x80		0.82		
FA1030	300x80		0.87		
FA1040	400x80		0.99		
FA1050	500x80		1.10		
FA1060	600x80		1.23		
FB2020	200x100		1.19		
FB2025	250x100		1.33		
FB2030	300x100		1.37		
FB2040	400x100	1.55	400	10	
FB2050	500x100	1.72			
FB2060	600x100	1.89			
FB2080	800x100	2.28			
FB3025	250x120	1.49			
FB3030	300x120	1.58			
FB3040	400x120	1.76			
FB3050	500x120	1.94			
FB3060	600x120	2.12			
FB3080	800x120	2.48			360
FB3100	1000x120	2.84			
FC3040	400x120	2.29			
FC3050	500x120	2.39			
FC3060	600x120	2.76			
FC3080	800x120	3.24			
FC3100	1000x120	3.70			
FC3120	1200x120	4.18			
FC3150	1500x120	4.78			
FC4030	300x140	2.15			
FC4040	400x140	2.39			
FC4050	500x140	2.62			
FC4060	600x140	2.86			
FC4080	800x140	3.34			
FC4100	1000x140	3.80			
FD3040	400x120	2.65			
FD3050	500x120	2.95			
FD3060	600x120	3.22			
FD3080	800x120	3.80			
FD3100	1000x120	4.38			
FD3125	1250x120	5.08			
FD3150	1500x120	5.80			

Deep Series 長喉深系列



Specifications 特性資料

MODEL 品名	Span x Depth mm 跨距x喉深	Rail mm 型鋼	Weight kg 單重	Pressure kg 夾持力	Pack pcs 包裝
FC5040	400x175	35.0x9.0	2.56	360	10
FC5050	500x175		2.80		
FC5060	600x175		3.03		
FC5080	800x175		3.50		
FC5100	1000x175		3.98		
FD6030	300x200		2.80		
FD6040	400x200		3.10		
FD6050	500x200		3.40		
FD6060	600x200		3.60		
FD6080	800x200		4.20		
FD6100	1000x200	4.80			
FD7040	400x250	3.30			
FD7050	500x250	3.60			
FD7060	600x250	3.96			
FD7080	800x250	4.50			
FD7100	1000x250	5.00			

Features 產品特性

Cast iron arm.
P.P. Pad is attached.
The most economical choice.
The plastic handle is made of P.P. material.
專業碳鋼鑄造F鉗 實木柄、塑膠柄鑄造系列，為最傳統形式之F型夾鉗。
本身較扁平，材質為中碳鋼。與ALL STEEL系列夾鉗不同在於未經淬火處理。
本身側有鋸齒，可防止伸長臂滑動。
本系列出廠皆附P.P.護套。

Standard Series 標準喉深系列



Specifications 特性資料

MODEL 品名	Span x Depth 跨距x喉深	Rail mm 型鋼	Weight kg 重量	Pressure kg 夾持力	Pack pcs 包裝
NA10-5	100x50	15.0x5.0	0.28	150	20
NA15-5	150x50				
NA20-5	200x50				
NA25-5	250x50				
NA30-5	300x50				
NB12-6	120x60	20.0x5.0	0.42	200	20
NB20-6	200x60				
NB30-6	300x60				
NB40-6	400x60				
NB50-6	500x60				
NC16-8	160x80	25.0x6.0	0.74	270	10
NC20-8	200x80				
NC25-8	250x80				
NC30-8	300x80				
NC40-8	400x80				
NC50-8	500x80	27.0x7.0	1.10	400	10
NC60-8	600x80				
ND20-10	200x100				
ND25-10	250x100				
ND30-10	300x100				
NE20-12	200x120	29.0x9.0	1.39	500	10
NE25-12	250x120				
NE30-12	300x120				
NE40-12	400x120				
NE50-12	500x120				
NE60-12	600x120	32.0x10.0	2.10	550	6
NE80-12	800x120				
NE100-12	1000x120				
NF30-14	300x140				
NF40-14	400x140				
NF50-14	500x140	32.0x10.0	2.46	6	
NF60-14	600x140				
NF80-14	800x140				
NF100-14	1000x140				



Deep Series 長喉深系列



Specifications 特性資料

MODEL 品名	Span x Depth 跨距x喉深	Rail mm 型鋼	Weight kg 重量	Pressure kg 夾持力	Pack pcs 包裝
NF40-17	400x175	32.0x10.0	2.33	500	6
NF50-17	500x175				
NF60-17	600x175				
NF80-17	800x175				
NF100-17	1000x175				
NF100-17	1000x175				

*Plastic Handle Standard Series Item No.:
*塑膠柄之品名編號，可依下列方式對照，所需的產品編號：
NA10-5 → P=NA10-5P



Features 產品特性

C clamps are made of the special alloy steel plus Nickel & Chrome plation.
EHOM's C clamps are different with traditional, normal forged calmp. Our Cclamps have high steel quality, great look and perfect touch.
C clamp serial has four models-CT,CC,UC,BC.
CT is standard item. CC's throat depth is equal to span. UC has more deep throat. BC has more long span.

C型鉗由鉻鉻合金鋼製成。
君字 C型鉗不同於傳統普通鑄造的C型夾，有良好的高鋼質量和完美的角感。
C型夾有 CT、CC、UC、BC四個系列。
CT是標準型號；CC寬度大於喉深
UC喉深大於寬度，BC寬度大於喉深

Rail mm	CT Series CT 系列		BC Series BC 系列		CC Series CC 系列		UC Series UC 系列	
	Item No.	Span x Depth mm	Item No.	Span x Depth mm	Item No.	Span x Depth mm	Item No.	Span x Depth mm
19.5x9.5	CT2	50x50	BC4	100x50	CC2	50x65	UC2	50x100
	-	-	BC5	125x65	-	-	-	-
22.0x10.5	CT3	75x50	BC6	150x75	CC3	75x80	UC3	75x125
25.0x12.0	CT4	100x60	BC8	200x100	CC4	100x100	UC4	100x160
27.0x13.0	CT6	150x75	BC10	250x115	CC5	125x125	UC5	125x200
30.0x15.0	CT8	200x90	BC12	300x125	CC6	150x150	UC6	150x250
36.0x18.0	-	-	BC14	350x150	CC8	200x200	UC8	200x350
40.0x20.0	CT10	250x100	BC16	400x175	CC10	250x250	UC10	250x400

CT Series CT 系列

BC Series BC 系列



Specifications 特性資料

MODEL 品名	Span Inch 跨距	Span x Depth mm 跨距x喉深	Rail mm 型鋼	Weight kg 重量	Pressure kg 夾持力	Pack pcs 包裝
CT2	2	50x50	19.5x9.5	0.44	1000	50
CT3	3	75x50	22.0x10.5	0.68	1300	30
CT4	4	100x60	25.0x12.0	1.02	1500	20
CT6	6	150x75	27.0x13.0	1.46	1800	10
CT8	8	200x90	30.0x15.0	2.29	2200	10
CT10	10	250x100	40.0x20.0	4.12	4000	5

MODEL 品名	Span Inch 跨距	Span x Depth mm 跨距x喉深	Rail mm 型鋼	Weight kg 重量	Pressure kg 夾持力	Pack pcs 包裝
BC4	4	100x50	19.5x9.5	0.55	900	40
BC5	5	125x65	19.5x9.5	0.69	850	36
BC6	6	150x75	22.0x10.5	0.93	1000	24
BC8	8	200x100	25.0x12.0	1.54	1000	12
BC10	10	250x125	27.0x13.0	2.07	1200	10
BC12	12	300x125	30.0x15.0	2.91	1500	8
BC14	14	350x150	36.0x18.0	4.64	1800	4
BC16	16	400x175	40.0x20.0	6.14	2000	2

Features 產品特性

C clamps are made of the special alloy steel plus Nickel & Chrome plating.

EHOMA's C clamps are different with traditional, normal forged clamp. Our C clamps have high steel quality, great lock and perfect touch.

C clamp serial has four models-CT, CC, UC, BC.

CT is standard item. CC's throat depth is equal to span. UC has more deep throat. BC has more long span.

C型鉗由鉻鎳合金鋼製成。

君字 C型鉗不同於傳統普通鑄造的C型夾，有良好的高鋼質量和完美的角感。

C型夾有 CT、CC、UC、BC四個系列。

CT是標準型號；CC寬大於喉深

UC喉深大於寬度，BC寬度大於喉深

Rail mm	CT Series CT 系列		BC Series BC 系列		CC Series CC 系列		UC Series UC 系列	
	Item No.	Span x Depth mm	Item No.	Span x Depth mm	Item No.	Span x Depth mm	Item No.	Span x Depth mm
19.5x9.5	CT2	50x50	BC4	100x50	CC2	50x65	UC2	50x100
	-	-	BC5	125x65	-	-	-	-
22.0x10.5	CT3	75x50	BC6	150x75	CC3	75x80	UC3	75x125
25.0x12.0	CT4	100x60	BC8	200x100	CC4	100x100	UC4	100x160
27.0x13.0	CT6	150x75	BC10	250x115	CC5	125x125	UC5	125x200
30.0x15.0	CT8	200x90	BC12	300x125	CC6	150x150	UC6	150x250
36.0x18.0	-	-	BC14	350x150	CC8	200x200	UC8	200x350
40.0x20.0	CT10	250x100	BC16	400x175	CC10	250x250	UC10	250x400

CC Series CC 系列



UC Series UC 系列



Specifications 特性資料

MODEL	Span Inch	Span x Depth mm	Rail mm	Weight kg	Pressure kg	Pack pcs
品名	跨度	跨度x喉深	型號	單重	夾持力	包裝
CC2	2	50x65	19.5x9.5	0.46	700	40
CC3	3	75x80	22.0x10.5	0.74	850	30
CC4	4	100x100	25.0x12.0	1.20	1000	16
CC5	5	125x125	27.0x13.0	1.60	1000	12
CC6	6	150x150	30.0x15.0	2.40	1400	8
CC8	8	200x200	36.0x18.0	4.08	1500	4
CC10	10	250x250	40.0x20.0	5.94	1500	2

Specifications 特性資料

MODEL	Span Inch	Span x Depth mm	Rail mm	Weight kg	Pressure kg	Pack pcs
品名	跨度	跨度x喉深	型號	單重	夾持力	包裝
UC2	2	50x100	19.5x9.5	0.55	600	40
UC3	3	75x125	22.0x10.5	0.86	600	24
UC4	4	100x160	25.0x12.0	1.40	650	12
UC5	5	125x200	27.0x13.0	1.95	700	10
UC6	6	150x250	30.0x15.0	2.96	800	6
UC8	8	200x350	36.0x18.0	5.36	850	4
UC10	10	250x400	40.0x20.0	7.45	1000	2

Features 產品特性

Deep throat clamp (DT) can match users' demand function. You can assemble it by yourself just as expanding or span longer. You have some options to buy any other parts that you demand.

There are 3 parts of Deep throat clamp. Those are Sliding Arm + T-handle (DSAT), and Post Rail (PR).

本系列夾鉗由於喉深較深，為運送方便與降低庫存空間，因此須由使用者自行組裝（使用十字起子即可）。本系列有兩種壓蓋，簡易壓蓋經濟實惠，多功能壓蓋可配合不同作業更換成更合適之表面幫助平持。

27吋鋼以上之產品其T柄與六角尾端皆可透過其他工具輔助，便於加強施力。

多功能壓蓋的標準品附平面壓蓋，可因物品表面形狀不同搭配不同需求之壓蓋使用。

另兩種可換式壓蓋為選購配件R-PAD增加摩擦力，V-PAD適合圓弧表面之夾持。

本系列夾鉗分別由三個組件組成，固定臂DFA、移動臂（DSAT）、本體（PR）。

DFA 固定臂



DSAT 移動臂 + T型手柄



DFA + DSAT = DSFAT

PR 本體



Post Rail
Size: 200mm~1000mm



Easy replacement step.
The standard accessory is P-Pad.
The V-Pad and R-Pad are optional.



Changeable Pad Series 多功能壓蓋系列



Specifications 特性資料

MODEL	Span x Depth mm	Rail mm	Weight kg	Pressure kg	Pack pcs
品名	跨度x喉深	型號	單重	夾持力	包裝
D22T20J	200x200	22.0x10.5	1.65	300	4
D25T25J	250x250	25.0x12.0	2.57	340	
D27T30J	300x300	27.0x13.0	3.39	340	
D30T36J	300x360	30.0x15.0	4.85	450	
D36T30J	300x300	36.0x18.0	5.90	850	2
D36T40J	400x400	36.0x18.0	7.21	650	
D36T50J	400x500	36.0x18.0	8.55	450	

Unchangeable Pad Series 簡易壓蓋系列



Specifications 特性資料

MODEL	Span x Depth mm	Rail mm	Weight kg	Pressure kg	Pack pcs
品名	跨度x喉深	型號	單重	夾持力	包裝
D22T20	200x200	22.0x10.5	1.53	300	4
D25T25	250x250	25.0x12.0	2.40	340	
D27T30	300x300	27.0x13.0	3.27	340	
D30T36	300x360	30.0x15.0	4.63	450	
D36T30	300x300	36.0x18.0	5.68	850	2
D36T40	400x400	36.0x18.0	7.00	650	
D36T50	400x500	36.0x18.0	7.89	450	

Features 產品特性

Deep throat clamp(DT) can match users' demand function.You can assemble it by yourself just as expanding or apan longer.You have some options to buy any other parts that you demand.
 Ther are 3 parts of Deep throat clamp.Those are Sliding Arm + T-handle(DSAT),and Post Rail(PR).
 本系列夾鉗由於喉深較深，為運送方便與降低庫存空間，因此須由使用者自行組裝（使用十字起子即可）。
 本系列有兩種壓蓋，簡易壓蓋經濟實惠，多功能壓蓋可配合不同作業更換成更合適之表面幫助持平。
 27吋鋼以上之產品其T柄與六角尾端皆可透過其他工具輔助，便於加強施力。
 多功能壓蓋的標準品附平面壓蓋，可因物品表面形狀不同搭配不同需求之壓蓋使用。
 另兩種可換式壓蓋為選購—R-PAD增加摩擦力，V-PAD適合圓弧表面之夾持。
 本系列夾鉗分別由三個組件組成，固定臂DFA、移動臂（DSAT）、本體（PR）。

DFA 固定臂



DSAT 移動臂 + T型手柄



DFA + DSAT = DSFAT


PR 本體



Size:200mm~1000mm



Easy replacement step.
 The standard accessory is P-Pad.
 The V-Pad and R-Pad are optional.
 共有三種壓蓋，預附平面壓蓋（P-PAD）。
 R-PAD,V-PAD為選購
 R-PAD增加摩擦。
 V-PAD適合圓弧表面。



DSFAT-J Series
 DSFAT-J 多功能壓蓋系列之伸長臂



DSFAT Series
 DSFAT 簡易壓蓋系列之伸長臂



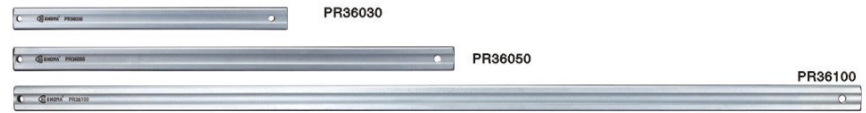
Specifications 特性資料

MODEL 品名	Depth mm 喉深	Rail mm 型鋼	Weight kg 單重	Pack pcs 包裝
DSFAT222J	200	22.0x10.5	1.16	4
DSFAT252J	250	25.0x12.0	1.82	
DSFAT273J	300	27.0x13.0	2.30	
DSFAT303J	360	30.0x15.0	3.50	
DSFAT363J	300	36.0x18.0	3.99	
DSFAT364J	400	36.0x18.0	4.86	
DSFAT365J	500	36.0x18.0	5.75	

Specifications 特性資料

Model 品名	Depth mm 喉深	Rail mm 型鋼	Weight kg 單重	Pack pcs 包裝
DSFAT222	200	22.0x10.5	1.09	4
DSFAT252	250	25.0x12.0	1.67	
DSFAT273	300	27.0x13.0	2.22	
DSFAT303	360	30.0x15.0	3.28	
DSFAT363	300	36.0x18.0	3.78	
DSFAT364	400	36.0x18.0	4.65	
DSFAT365	500	36.0x18.0	5.54	

Post Rail Seies 本體型鋼系列



Specifications 特性資料

MODEL 品名	Rail mm 型鋼	Weight kg 單重	Pack pcs 包裝	Item No. 品名	Rail mm 型鋼	Weight kg 單重	Pack pcs 包裝	Model 品名	Rail mm 型鋼	Weight kg 單重	Pack pcs 包裝
PR27100	27.0x13.0	2.77	1	PR36030	36.0x18.0	1.90	1	PR36050	36.0x18.0	2.80	1
PR30100	30.0x15.0	3.57	1	PR36040	36.0x18.0	2.40	1	PR36100	36.0x18.0	5.02	1

Connection Joint Block is designed for longer span demands.You can assemble EHOMA® original clamp with connecting joint block to make the frame longer.
 Usually,connecting joint block is used with one connecting rod,but it also can connect more than one connecting rod.
 For example,if you need a 270cm span clamp,you may assemble SG80C x 1 + CJB27 x 2 + CR27100 x 2 to fit your demand.
 接桿CR與連接器CJB兩項產品為F型夾鉗是相關配件，功能為延伸本身長度，增加可夾持距離。
 可適用於原本EHOMA型鋼27（含）以上之任何F型產品。
 延伸時，CR須與CJB互相搭配使用此外，接桿CR亦可搭配伸長臂手柄組組合使用，成為變形之夾鉗，可往內夾持亦可向外支撐。



CJB27 Series CJB27 系列



Specifications 特性資料

MODEL 品名	Use Raol Size mm 通用型鋼	Weight kg 單重	Pack pcs 包裝
CJB27	27.0x13.0	1.04	1
CJB30	30.0x15.0	0.96	1

Connecting Rod also can be used without a connecting joint block.

It can assemble with 2 sets of clamp parts (Arm + Handle) for more directions using,such as inward or outward clamping.



CJB30 Series CJB30 系列



Specifications 特性資料

MODEL 品名	Use Raol Size mm 通用型鋼	Weight kg 夾持力	Pack pcs 包裝
CJB30	36.0x18.0	1.63	1
CJB40	40.0x20.0	1.52	1

Connecting Rod Series 延伸連杆配件系列



Specifications 特性資料

MODEL 品名	Rail mm 型鋼	Weight kg 單重	Pack pcs 包裝	Model 品名	Rail mm 型鋼	Weight kg 單重	Pack pcs 包裝
CR27100	27.0x13.0	2.44	1	CR36100	36.0x18.0	4.44	1
CR30100	30.0x15.0	3.16	1	CR40100	40.0x20.0	5.54	1

Cantilever C-Clamp Quick Adjustable 螃蟹鉗



Features 產品特性

Floating jaws always stay parallel.
 C-term design makes it's possible to clamp workpieces like H beam.
 Plates made from high tensile steel:Chrome-Molybdenum alloy steel.
 Cantilever clamping action: The handle is out of work area.
 螃蟹夾(懸臂式C型夾鉗)多適用於鐵工。
 夾持力臂設計可跨越式夾持，例如夾持H型物件。
 螃蟹夾之材質為高張力的鉻鉬鋼，具有同型產品最高之夾持力。
 懸臂握把設計使把手在工作範圍外，有利於使用施力。

4 Different Gripping Surfaces:

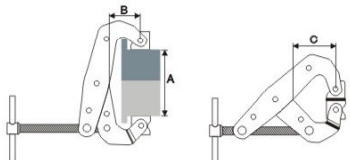
螃蟹夾的夾持頭共有四種不同面向，分別適用於不同之工作需求。

- 1 Smooth Surface: For general purpose clamping.
 - 2 Textured Surface: Increase friction between the clamping surface.
 - 3 V Block: Good for clamping round workpiece.
 - 4 X Block: Good for clamping round workpiece, angle bar
- 1 平面：一般用途。
 2 凹槽狀：增加的表面之間的摩擦。
 3 V型：適合夾持圓形工件。
 4 X型：適合圓形、角鋼的工件。



Specifications 特性資料

Quick Adjustable 快速調整裝置	MODEL 品名	Span A Inch 跨度A	Span A mm 跨度A	Depth B mm 喉深B	Depth C mm 喉深C	Weight kg 重量	Pressure kg 夾持力	Pack Pcs 包裝
	CTC-1	1	25	15	20	1.36	130	50
	CTC-2	2	50	33	42	1.44	310	
	CTC-3	3	75	35	49	1.93	500	20
✓	CTC-4.5	4.5	110	58	78	2.42	680	
✓	CTC-6	6	150	110	128	2.72	850	10

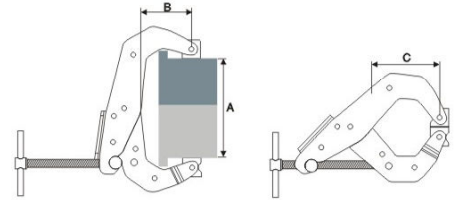



Cantilever C-Clamp Quick Adjustable 螃蟹鉗

Patent Function For CTC-4.5 and CTC-6

4.5寸與6寸之螃蟹夾,有快速調整夾持距離與快速鬆脫之專利裝置

- A Patent for quickly adjusting the span of the clamp.
 - B Alloyed steel: More rigid. Coarse thread For CTC-3, 4.5 & 6: Faster re-size the span and stronger.
 - C Plates design with labor-saving function, easier to operate" quickly adjusting span device".
 - D Drive nut design with caps to prevent injure and to rotate the drive nut more smoothly.
 - E Provide quickly adjusting function.
- A 快速調整跨距的結構專利。
 B 鉻鉬合金鋼材質。CTC-3, 4.5和6使用粗牙螺紋;更快、更強的調整大小和跨距。
 C 保護勞工的人因結構設計使操作更安全。
 D 傳動螺母旋轉的設計,不祇有防夾結構且可使旋轉傳動螺母更加順暢。
 E 彈簧協助快速調整功能。



PAT.

Taiwan-M413575,
 USA-Application 13/167,499,
 Germany-202011050016.0,
 China-ZL201120109124.5
 本系列產已獲得德中臺專利許可。
 (美國專利申請中)



Clamp Parallel Screw 平行雙螺桿夾鉗



Features 產品特性

The double screws allow exact parallel movement of the jaws.
雙螺桿可精確平移鉗口。

A light and handy clamp for accurate use. The clamp is particularly suitable for workpieces less than 100mm.
此鉗輕便易於攜帶，且工作精密度高，特別適用夾持小於100mm之物件。

PLC Series PLC 系列



MODEL 品名	Span x Depth mm 跨距x喉深	Jaw Length mm 壓臂長度	Weight kg 重量	Pack pcs 包裝
PLC-028	28x16	50	0.09	50
PLC-040	40x25	60	0.15	
PLC-055	55x35	75	0.25	
PLC-070	70x50	100	0.45	
PLC-105	105x70	150	0.90	

Clamp Parts & Accessories 夾鉗零配件

Specifications 特性資料

Model 品名	Applicable 適用	Description 使用說明
1105ASW	G10C	Suit to rail 適合於型鋼 11.5mm & depth 喉深 50mm
1306ASW	G12C	Suit to rail 適合於型鋼 13.5mm & depth 喉深 60mm
1608ASW	G16C	Suit to rail 適合於型鋼 16.0mm & depth 喉深 80mm
1910ASW	G20C	Suit to rail 適合於型鋼 19.5mm & depth 喉深 100mm
2212ASW	G25C	Suit to rail 適合於型鋼 22.0mm & depth 喉深 120mm
2514ASW	G30C	Suit to rail 適合於型鋼 25.0mm & depth 喉深 140mm
2512ASW	SG40C	Suit to rail 適合於型鋼 25.0mm & depth 喉深 120mm
2712ASW	SG80C	Suit to rail 適合於型鋼 27.0mm & depth 喉深 120mm
2717ASW	G40C	Suit to rail 適合於型鋼 27.0mm & depth 喉深 175mm
3020ASW	WD30T20	Suit to rail 適合於型鋼 30.0mm & depth 喉深 200mm
3025ASW	WD40T25	Suit to rail 適合於型鋼 30.0mm & depth 喉深 250mm

Arm & Spindle with Wooden Handle & PAD
伸長臂與木柄及簡易壓蓋



Arm & Spindle with Plastic Handle & PAD
伸長臂與塑膠柄及簡易壓蓋



Specifications 特性資料

Model 品名	Applicable 適用	Description 使用說明
1105ASP	G10P	Suit to rail 適合於型鋼 11.5mm & depth 喉深 50mm
1306ASP	G12P	Suit to rail 適合於型鋼 13.5mm & depth 喉深 60mm
1608ASP	G16P	Suit to rail 適合於型鋼 16.0mm & depth 喉深 80mm
1910ASP	G20P	Suit to rail 適合於型鋼 19.5mm & depth 喉深 100mm
2212ASP	G25P	Suit to rail 適合於型鋼 22.0mm & depth 喉深 120mm
2514ASP	G30P	Suit to rail 適合於型鋼 25.0mm & depth 喉深 140mm
2512ASP	SG40P	Suit to rail 適合於型鋼 25.0mm & depth 喉深 120mm
2712ASP	SG80P	Suit to rail 適合於型鋼 27.0mm & depth 喉深 120mm
2717ASP	G40P	Suit to rail 適合於型鋼 27.0mm & depth 喉深 175mm
3020ASP	PD30T20	Suit to rail 適合於型鋼 30.0mm & depth 喉深 200mm
3025ASP	PD40T25	Suit to rail 適合於型鋼 30.0mm & depth 喉深 250mm

Arm & Spindle with Plastic Handle & PAD
伸長臂與好用型雙把手柄及簡易壓蓋



Specifications 特性資料

Model 品名	Applicable 適用	Description 使用說明
1608ASR	REG16C	Suit to rail 適合於型鋼 16.0mm & depth 喉深 80mm
1910ASR	REG20C	Suit to rail 適合於型鋼 19.5mm & depth 喉深 100mm
2212ASR	REG25C	Suit to rail 適合於型鋼 22.0mm & depth 喉深 120mm
2514ASR	REG30C	Suit to rail 適合於型鋼 25.0mm & depth 喉深 140mm
2512ASR	REG40C	Suit to rail 適合於型鋼 25.0mm & depth 喉深 120mm
2712ASR	REG80C	Suit to rail 適合於型鋼 27.0mm & depth 喉深 120mm
2717ASR	REG40C	Suit to rail 適合於型鋼 27.0mm & depth 喉深 175mm
3020ASR	RD30T20	Suit to rail 適合於型鋼 30.0mm & depth 喉深 200mm
3025ASR	RD40T25	Suit to rail 適合於型鋼 30.0mm & depth 喉深 250mm